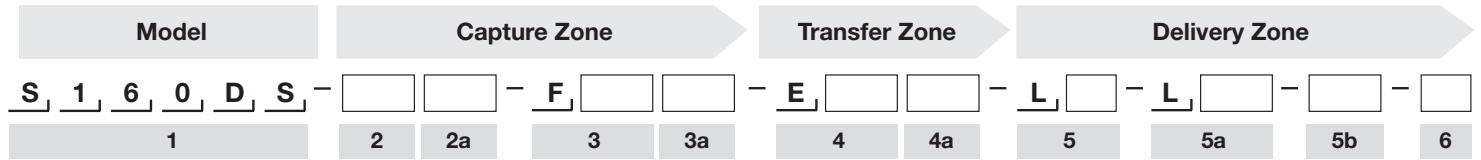




Model: Solatube 160 DS (10 in/250 mm Daylighting System)

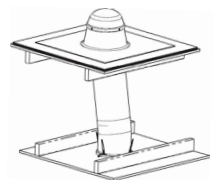
Project: _____ Location: _____ Type: _____

Product Specifications Appear in CSI Division 08, Section 08 62 23. For budgeting and quotations use only. Qty: _____



1 Model

160 DS Brighten Up® Solatube 160 DS (10 in/250 mm Daylighting System)



Capture Zone

2 Dome

- DA** Acrylic Dome
- DAI** Acrylic Dome + Shock Inner Dome (Acrylic)
Required for High Velocity Hurricane Zones

2a Dome Options (Leave blank if not desired)

- PB** Dome Edge Protection Band

3 Flashings

- | | | |
|--|--|--|
| FP 4-inch Pitched Metal, Self Mounted  | F4 4-inch Flat/No Pitch Metal, Self Mounted  | F6 6-inch Flat/No Pitch Metal, Self Mounted  |
| FPT Tile Roof, Pitched Metal Flashing  | FT Tile Roof, No Pitch Metal Flashing  | NO PHOTO |

3a Flashings Options (Leave blank if not desired)

- | | |
|---|--|
| T2* Roof Flashing Turret Extension 2 in/50 mm | T36* Roof Flashing Turret Extension 36 in/900 mm |
| T4* Roof Flashing Turret Extension 4 in/100 mm | T48* Roof Flashing Turret Extension 48 in/1200 mm |
| T12* Roof Flashing Turret Extension 12 in/300 mm | FI Flashing Insulator |
| T24* Roof Flashing Turret Extension 24 in/600 mm | MR Metal Roof Installation Kit |

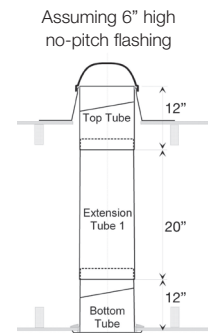
* Specify additional extension tubes in #4

Transfer Zone

4 Extension Tubes Required

Run measured from top of roof deck to bottom of ceiling plane along centerline of tubing.

- | | |
|--|--|
| E0 Base Kit, No Extension Tubes – Max Run = 16" | E7 Seven Extension Tubes – Max Run = 170" |
| E1 One Extension Tube – Max Run = 38" | E8 Eight Extension Tubes – Max Run = 192" |
| E2 Two Extension Tubes – Max Run = 60" | E9 Nine Extension Tubes – Max Run = 214" |
| E3 Three Extension Tubes – Max Run = 82" | E10 Ten Extension Tubes – Max Run = 236" |
| E4 Four Extension Tubes – Max Run = 104" | EXX Total Run Length to be Determined by Bidding Contractor |
| E5 Five Extension Tubes – Max Run = 126" | |
| E6 Six Extension Tubes – Max Run = 148" | |




4a Options (Leave blank if not desired)

- | | |
|---|-----------------------------------|
| A1 One 0-90 Degree Extension Tube (Angle Adapter) | E Wire Suspension Kit |
| A2 Two 0-90 Degree Extension Tubes (Angle Adapter) | SCG Severe Climate Glazing |

Delivery Zone

5 Diffuser Lens*

- | | |
|--|--|
| L1 White Trim with OptiView® Diffuser  | L4 White Trim with Vusion™ Diffuser  |
| L5 Stainless-Tone Trim with OptiView® Diffuser | L7 Frosted Shade with OptiView® Diffuser (white trim) |
| L6 Stainless-Tone Trim with Vusion™ Diffuser | L8 Frosted Shade with Vusion™ Diffuser (white trim) |

*Must order Effect Lens; does not come standard

5a Effect Lens

- | | |
|---------------------------------|---------------------------------------|
| LN Natural Effect Lens | LW Warm Effect Lens |
| LS Softening Effect Lens | LWS Warm Softening Effect Lens |

5b Options (Leave blank if not desired)

- | | |
|--|---|
| CFL Compact Fluorescent Light Add-On Kit (One 26W CFL, 4 pin-Not Included) 120/277 V | D Daylight Dimmer™ |
| INC Universal Light Add-On Kit with Medium Screw Base (Accepts one 23W Maximum Fluorescent Lamp, Medium Base, Total Maximum Length 4 3/4"-Not Included) | VEN Ventilation Add-On Kit (110 V) |
| | RV Roof Vent Cap for Ventilation Kit |

6 Measurement Standard

- | | |
|-----------------|-------------------|
| M Metric | I Imperial |
|-----------------|-------------------|

Accessories (Order separately.)

- SW** Low voltage switch (white) required to operate Solatube Daylight Dimmers. Note: Only one switch is required per ten (10) synchronously controlled dimmers.
- CA** Two Conductor Low Voltage Cable (500 ft.)

Example

160DS-DA-F6-E3-L1 LW D INC-M

Brighten Up® Series Solatube 160 DS (10 in/250 mm Daylighting System), Acrylic Dome, 6-inch high Flat/No Pitch Self Mounted Flashing, 3 Extension Tubes, White Trim with OptiView® Diffuser, Warm Effect Lens, Daylight Dimmer and Universal Light Add-On Kit with Medium Screw Base. For metric installations.